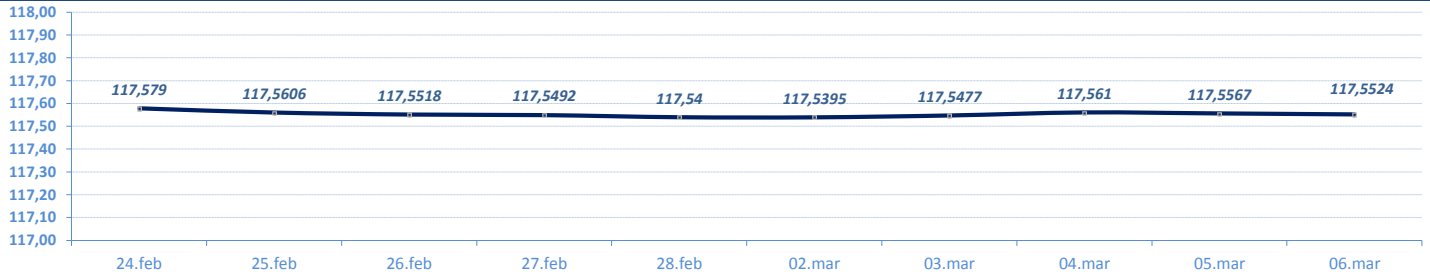


**VESTI / NEWS**

- ▶ **SREDNJI KURS EUR/RSD**: Dinar bez značajnije promene, srednji kurs **117,561**. Obim međubankarske trgovine evrom na dan 4. mart do 12:30h iznosio je 12,3 milion evra.
- ▶ **BEOGRADSKA BERZA**: Indeksi zabeležili surpotne promene, BELEX15 niži za 0,94 odsto, BELEXline viši za 0,71 odsto. Promet veći u odnosu na prethodni dan, na regulisanom tržištu najviše trgovano akcijama NIS-a, Alfa plama, Komercijalne banke, Metalca i Dunav osiguranja.

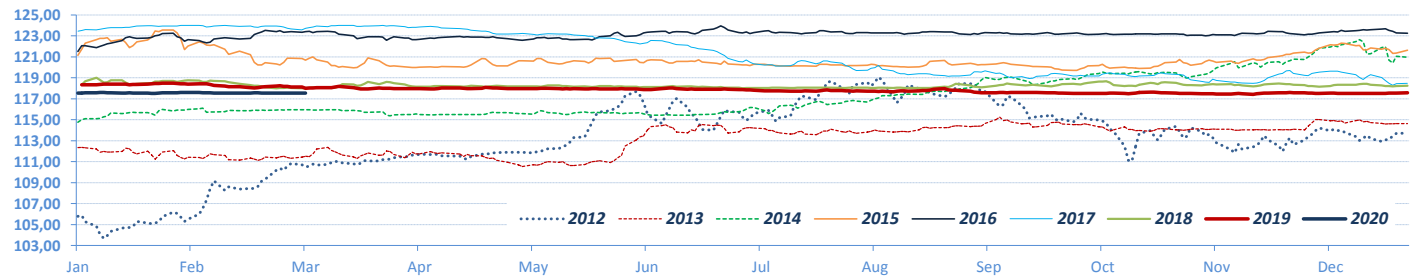
**DEVIZNO TRŽIŠTE / FX MARKET**

**EUR / RSD** (Srednji kurs / Official Middle Rate) ▶ 10 dana / 10 days

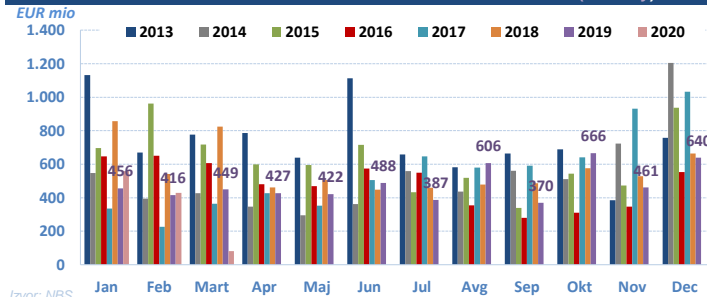


Izvor/Source: NBS

**EUR / RSD** (Srednji kurs / Official middle rate) ▶ Jan - ....

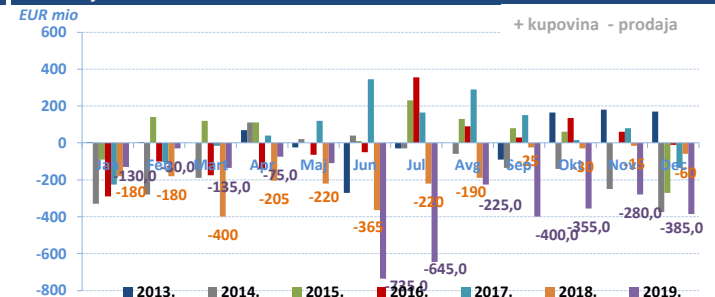


**Promet na međubankarskom tržištu / Volumes on FX Interbank market (eur only)**

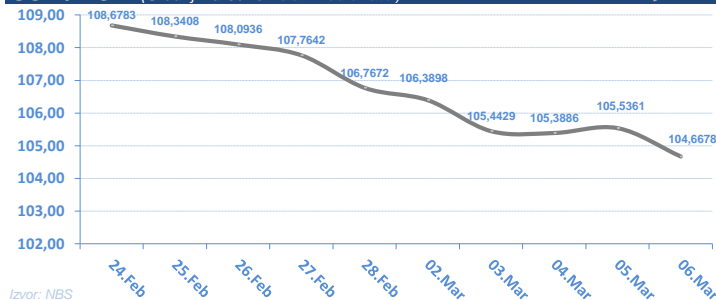


Izvor: NBS

**Intervencije NBS na deviznom tržištu / NBS Interventions on FX interbank market**

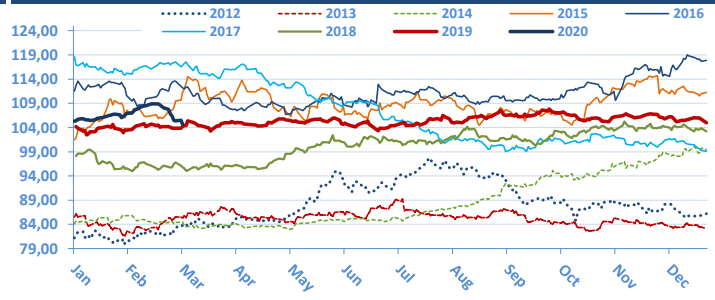


**USD / RSD** (Srednji kurs / Official middle rate) ▶ 10 dana / 10 days

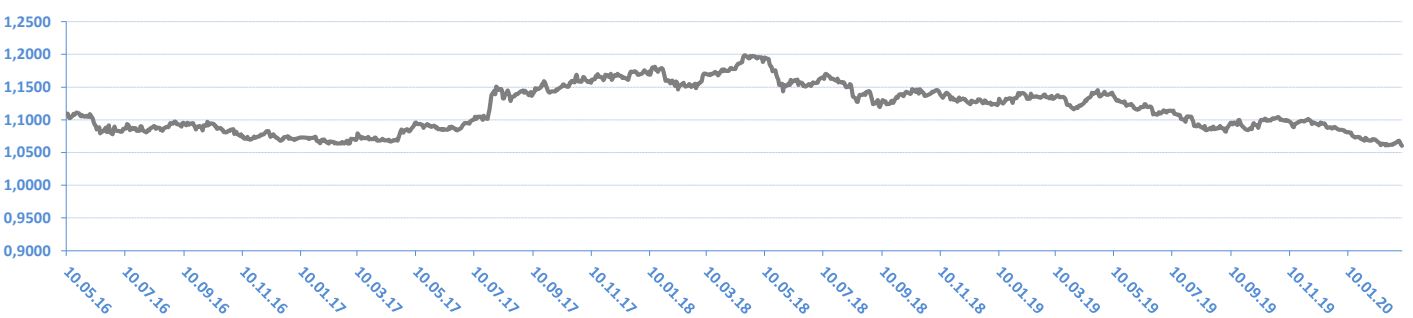
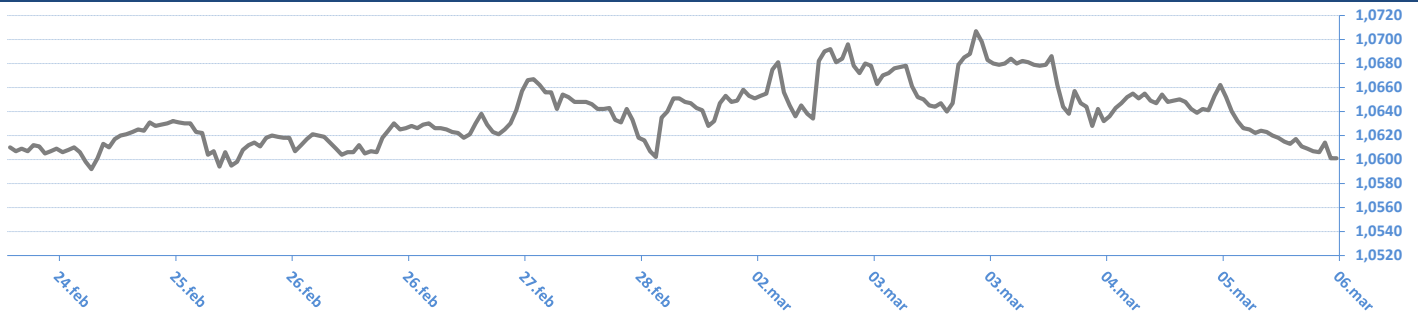
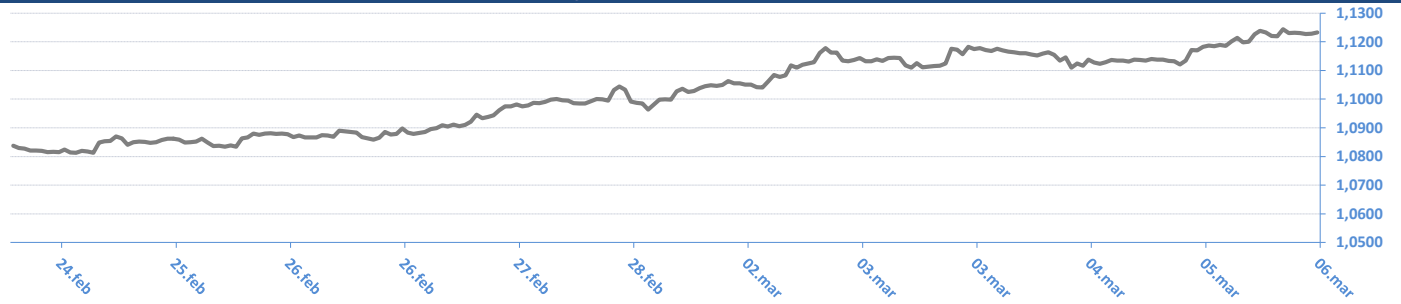


Izvor: NBS

▶ Jan - ....



Monthly change	EUR/RSD	%	USD/RSD	%	Yearly change	EUR/RSD	%	USD/RSD	%
02.03.20	117,5395	-0,05%	106,3898	1,03%	06.03.20	117,5524	-0,67%	104,6678	0,46%
03.01.20	117,5967	0,03%	105,3073	-1,30%	03.01.20	117,5967	-0,63%	105,3073	1,08%
02.12.19	117,5665	0,04%	106,6943	1,33%	03.01.19	118,3439	0,00%	104,1851	6,16%
01.11.19	117,5235	0,01%	105,2889	-2,38%	03.01.18	118,3431	-4,14%	98,1367	-17,25%
01.10.19	117,5135	-0,17%	107,8600	0,70%	04.01.17	123,4512	1,59%	118,6004	6,34%
02.09.19	117,7193	-0,02%	107,1149	0,55%	04.01.16	121,5145	0,30%	111,5324	9,90%
01.08.19	117,7449	-0,12%	106,5275	2,44%	05.01.15	121,1543	5,58%	101,4863	20,72%
01.07.19	117,8875	-0,04%	103,9939	-1,42%	03.01.14	114,7559	2,14%	84,0641	-1,67%
03.06.19	117,9288	-0,03%	105,4914	-0,08%	03.01.13	112,3495	6,20%	85,4889	5,32%
03.05.19	117,9626	-0,01%	105,5783	0,57%	04.01.12	105,7880	-0,21%	81,1693	2,16%
01.04.19	117,9759	-0,13%	104,9794	1,06%	04.01.11	106,0156	10,47%	79,4541	18,48%
01.03.19	118,1291	-0,25%	103,8772	0,32%	04.01.10	95,9679	7,17%	67,0635	4,25%
01.02.19	118,4266		103,5469		05.01.09	89,5436		64,3273	



Izvor / Source: Reuters

06.03.2020 08:59:35

EUR / XX

Valutni par / CCY pair	Kupovni/BID	Prodajni/ASK
EUR/USD	1,1234	1,1238
EUR/JPY	118,8400	118,8800
EUR/GBP	0,8660	0,8662
EUR/CHF	1,0604	1,0605
EUR/DKK	7,4701	7,4706
EUR/NOK	10,4343	10,4353
EUR/SEK	10,6038	10,6068
EUR/CAD	1,5050	1,5057
EUR/AUD	1,6964	1,6966
EUR/HUF	336,5800	336,7400
EUR/CZK	25,4000	25,4100
EUR/PLN	4,3073	4,3084
EUR/HRK	7,4910	7,4940
EUR/RUB	75,8570	75,8690
EUR/NZD	1,7708	1,7710

USD / XX

Valutni par / CCY pair	Kupovni/BID	Prodajni/ASK
USD/EUR	0,8898	0,8898
USD/JPY	105,7700	105,8000
USD/GBP	0,7708	0,7708
USD/CHF	0,9436	0,9440
USD/DKK	6,6486	6,6490
USD/NOK	9,2856	9,2886
USD/SEK	9,4379	9,4400
USD/CAD	1,3397	1,3401
USD/AUD	1,5097	1,5101
USD/HUF	299,5700	299,7200
USD/CZK	22,6070	22,6170
USD/SKK	21,5460	21,6000
USD/PLN	3,8337	3,8347
USD/HRK	6,6658	6,6708
USD/RUB	67,5125	67,5250
USD/NZD	1,5760	1,5763

\* Međunarodno devizno međubankarsko tržište / International FX Interbank Market

Izvor / Source: Reuters

**EURIBOR**

SW	-0,517
1M	-0,513
3M	-0,469
6M	-0,432
1Y	-0,362

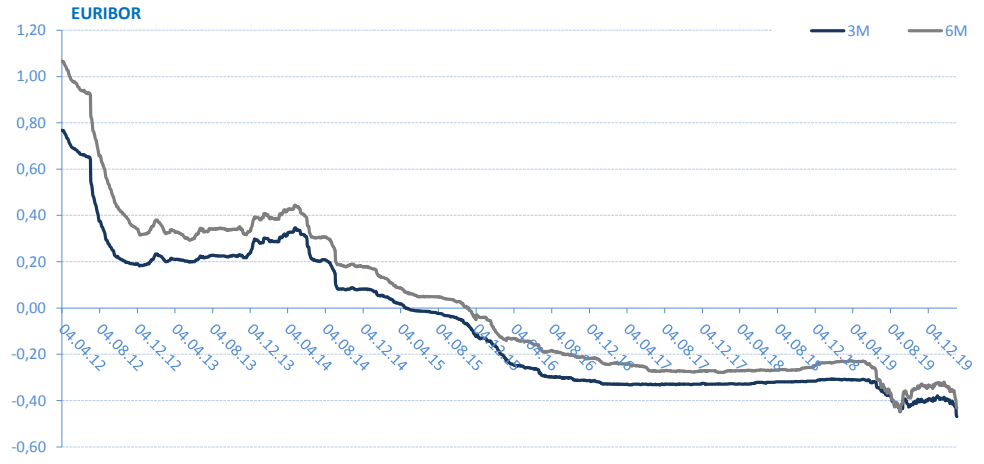
\* Izvor: Reuters; Objavljeno prethodnog radnog dana

**Kamatne stope Centralnih Banaka**

Interest rates of Central banks

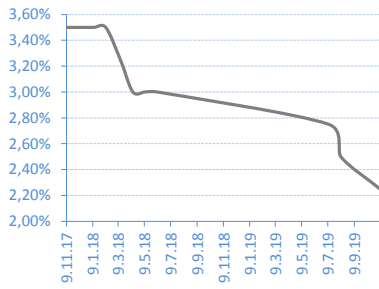
CB	Kamatna stopa / Interest rate
USD	1,25
EUR	0,00
GBP	0,75
CAD	1,25
AUD	0,50
JPY	0,10

\* Izvor: Reuters; Objavljeno prethodnog radnog dana



**REFERENTNA KAMATNA STOPA NBS / NBS Key Policy Rates**

Date	Rate	Change (%)
07.11.19	2,25%	-10,00%
08.08.19	2,50%	-9,09%
11.07.19	2,75%	-8,33%
08.06.18	3,00%	0,00%
10.05.18	3,00%	0,00%
12.04.18	3,00%	-7,69%
14.03.18	3,25%	-7,14%
08.02.18	3,50%	0,00%
11.01.18	3,50%	0,00%
07.12.17	3,50%	



\* Izvor/Source: NBS

**BEONIA**

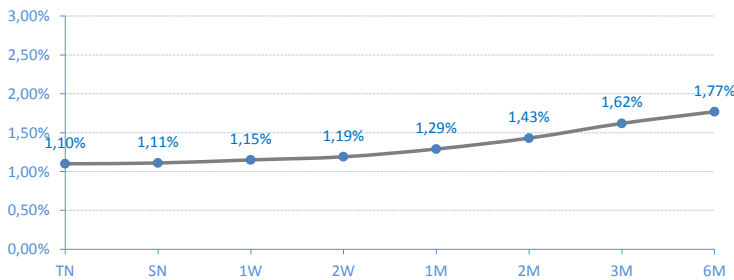
Date	Rate	Change (%)
05.03.20	1,03%	-0,96%
03.03.20	1,04%	0,00%
02.03.20	1,04%	0,00%
28.02.20	1,04%	0,00%
27.02.20	1,04%	0,00%
26.02.20	1,04%	0,00%
25.02.20	1,04%	0,00%
24.02.20	1,04%	-0,95%
21.02.20	1,05%	0,96%
20.02.20	1,04%	



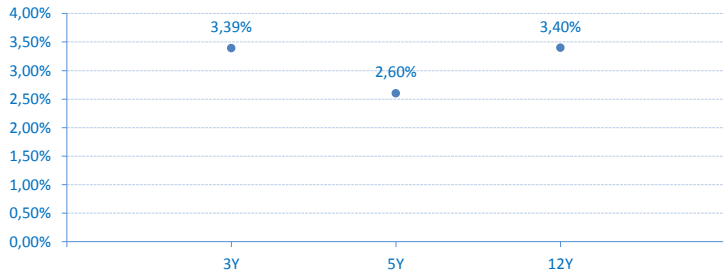
\* Izvor/Source: Reuters; Objavljeno prethodnog radnog dana / Published on previous working day

**Kamatne stope/Prinos na tržištu / Market Interest Rates**

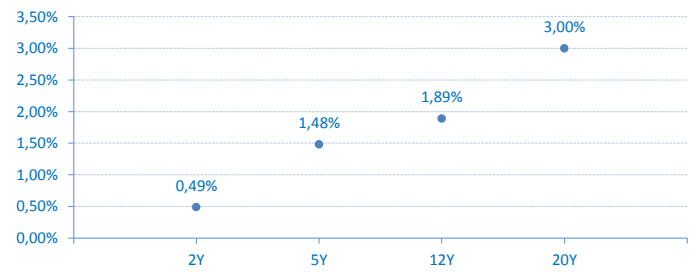
**Belibor**



**Državne HOV Republike Srbije u Evrima - prinosi sa poslednje aukcije**  
Government bonds (EUR) of Republic of Serbia - yield on last primary auction



**Državne HOV Republike Srbije u Dinarima - prinosi sa poslednje aukcije**  
Government bonds (RSD) of Republic of Serbia - yield on last primary auction



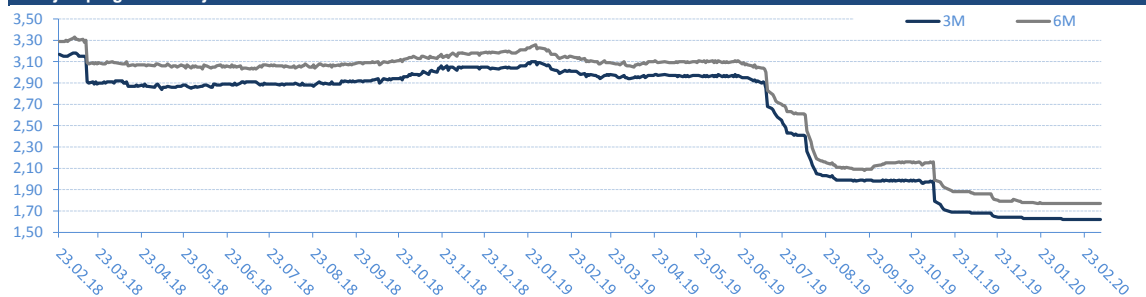
**BELIBOR**

**Trenutne stope / Current rates**

TN	1,10%
SN	1,11%
1W	1,15%
2W	1,19%
1M	1,29%
2M	1,43%
3M	1,62%
6M	1,77%

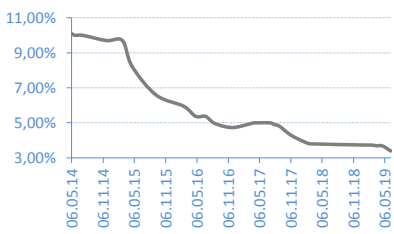
\* Izvor/Source: Reuters; Objavljeno prethodnog radnog dana / Published on previous working day

**Istorijski pregled kretanja 6M i 3M Belibor-a / Historical overview of 6M and 3M Belibor rates**



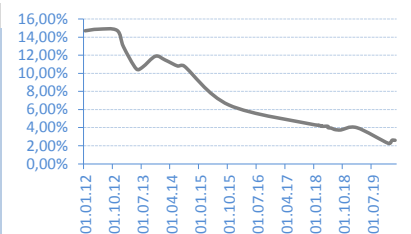
**G-BONDS 3Y - RSD**

Date	Rate	Realisation
11.06.19	3,39%	62,60%
23.04.19	3,68%	88,70%
19.03.19	3,69%	112,71%
20.02.19	3,73%	120,53%
15.01.19	3,73%	60,94%
28.02.18	3,80%	100,00%
30.01.18	3,88%	34,77%
06.11.17	4,29%	97,97%



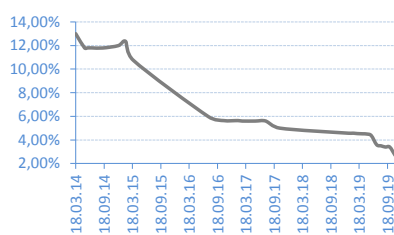
**G-BONDS 5Y - RSD**

Date	Rate	Realisation
04.02.20	2,60%	74,16%
28.01.20	2,60%	122,78%
10.12.19	2,25%	74,90%
05.02.19	4,00%	105,83%
11.09.18	3,74%	98,60%
14.08.18	3,75%	65,62%
17.07.18	3,80%	40,58%
05.06.18	3,95%	35,67%



**G-BONDS 7Y - RSD**

Date	Rate	Realisation
05.11.19	2,69%	100,00%
01.10.19	3,40%	247,35%
03.09.19	3,40%	51,86%
06.08.19	3,50%	47,86%
09.07.19	3,59%	153,64%
04.06.19	4,37%	267,04%
07.05.19	4,50%	134,27%
10.04.19	4,52%	75,42%

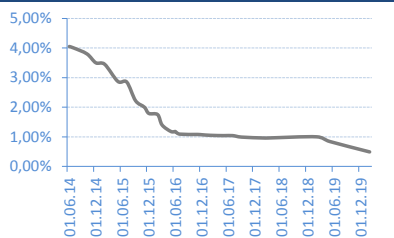


**G-BONDS 12Y - RSD**

Date	Rate	Realisation
18.02.20	3,40%	275,77%

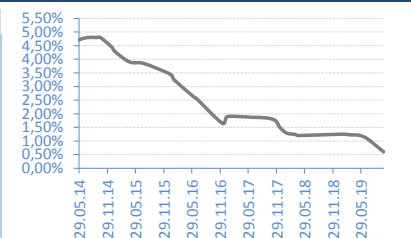
**G-BONDS 2Y - EUR**

Date	Rate	Realisation
12.02.20	0,49%	59,86%
27.05.19	0,84%	148,40%
19.02.19	1,00%	142,00%
22.03.18	0,96%	25,62%
01.02.18	0,96%	52,00%
14.09.17	0,99%	53,60%
12.07.17	1,04%	16,80%
23.05.17	1,04%	99,00%



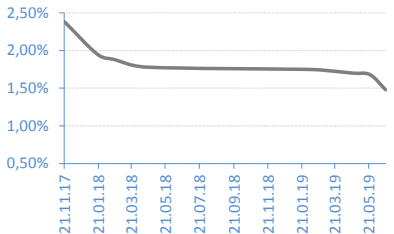
**G-BONDS 3Y - EUR**

Date	Rate	Realisation
23.10.19	0,60%	100,00%
18.06.19	1,15%	59,14%
12.03.19	1,23%	50,04%
23.01.19	1,25%	32,10%
20.04.18	1,20%	35,96%
28.03.18	1,24%	99,29%
02.02.18	1,29%	100,00%
21.12.17	1,49%	100,00%



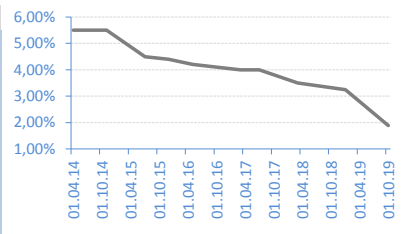
**G-BONDS 5Y - EUR**

Date	Rate	Realisation
20.06.19	1,48%	47,86%
23.05.19	1,68%	77,32%
22.04.19	1,70%	19,90%
27.02.19	1,74%	37,84%
29.01.19	1,75%	41,25%
16.04.18	1,78%	52,41%
19.02.18	1,88%	79,99%
19.01.18	1,95%	80,28%



**G-BONDS 10Y - EUR**

Date	Rate	Realisation
09.10.19	1,89%	100,00%
16.01.19	3,25%	139,40%
26.03.18	3,50%	86,85%
13.07.17	4,00%	42,95%
15.03.17	4,00%	65,60%
25.05.16	4,20%	96,00%
04.12.15	4,40%	100,00%
28.07.15	4,50%	76,77%



**G-BONDS 12Y - EUR**

Date	Rate	Realisation
26.02.20	1,89%	105,47%

**G-BONDS 20Y - EUR**

Date	Rate	Realisation
29.01.20	3,00%	150,00%

## AKCIJE / Shares - REGULISANO TRŽIŠTE / REGULATED MARKET

## Najtrgovanije HOV / Most Active

	Symbol	Closing price	% Change	Open	Max	Min	No of Trades	Volume	Volume RSD
NIS a.d. Novi Sad	NIIS	697	-0,14%	698	710	690	53	14.045	9.786.043
Alfa plam a.d. Vranje	ALFA	26.500	0,00%	26.500	26.500	26.500	3	56	1.484.000
Komercijalna banka a.d. Beograd	KMBN	3.044	1,23%	3.000	3.050	3.000	4	450	1.369.700
Metalac a.d. Gornji Milanovac	MTLC	2.086	0,00%	2.086	2.086	2.086	1	500	1.043.000
Dunav osiguranje a.d. Beograd	DNOS	3.650	0,00%	3.650	3.650	3.650	3	216	788.400

## Dobitnici / Gainers

	Symbol	Closing price	% Change	Open	Max	Min	No of Trades	Volume	Volume RSD
Aerodrom Nikola Tesla a.d. Beograd	AERO	1.050	4,90%	1.001	1.050	1.001	9	238	249.704
Messer Tehnogas a.d. Beograd	TGAS	14.800	1,37%	14.800	14.800	14.800	2	50	740.000
Komercijalna banka a.d. Beograd	KMBN	3.044	1,23%	3.000	3.050	3.000	4	450	1.369.700

## Gubitnici / Decliners

	Symbol	Closing price	% Change	Open	Max	Min	No of Trades	Volume	Volume RSD
Jedinstvo a.d. Sevojno	JESV	6.900	-1,71%	7.000	7.000	6.800	3	103	711.000
Kopaonik a.d. Beograd	KOPB	7.080	-0,28%	7.100	7.100	7.000	2	5	35.400
NIS a.d. Novi Sad	NIIS	697	-0,14%	698	710	690	53	14.045	9.786.043

## AKCIJE / SHARES - MTP

## Najtrgovanije HOV / Most Active

	Symbol	Closing price	% Change	Bid (Volume)	Ask (Volume)	No of Trades	Volume	Volume RSD
Coka duvanska industrija a.d. Coka	COKA	9.707	-0,44%	9707	9707	9707	4	1.530
Gosa FOM a.d. Smederevska Palanka	GFOM	400	0,00%	400	400	400	1	51
Centroprojekt arhitektura inst. i konst. a.d. Beograd	CERO	1.900	46,04%	1900	1900	1900	1	49
Ming kovacnica a.d. Nis	MING	550	22,22%	550	550	550	1	10

## Dobitnici / Gainers

	Symbol	Closing price	% Change	Bid (Volume)	Ask (Volume)	No of Trades	Volume	Volume RSD
Centroprojekt arhitektura inst. i konst. a.d. Beograd	CERO	1.900	46,04%	1900	1900	1900	1	49
Ming kovacnica a.d. Nis	MING	550	22,22%	550	550	550	1	10

## Gubitnici / Decliners

	Symbol	Closing price	% Change	Bid (Volume)	Ask (Volume)	No of Trades	Volume	Volume RSD
Coka duvanska industrija a.d. Coka	COKA	9707	-0,44%	9707	9707	9707	4	1.530

## Kontakt / Contacts:

## Srđan Tomašević

srđjan.tomasevic@erstebank.rs

Trgovanje / Trading

011/220 9116

## Aleksandar Zarić

aleksandar.zaric@erstebank.rs

Prodaja / Sales

011/220 9198

## Aleksandra Parčetić

aleksandra.parcetic@erstebank.rs

Brokersko poslovanje / Brokerage

011/220 9159

## Vladimir Vulević

vladimir.vulevic@erstebank.rs

Podrška i Razvoj / Support and Development

011 / 201 50 50

## Nenad Đurović

nenad.djurovic@erstebank.rs

Trgovanje / Trading

011/ 220 9115

## Dušan Stević

dusan.stevic@erstebank.rs

Prodaja / Sales

011/220 9118

## Goran Sladoje

goran.sladoje@erstebank.rs

Prodaja / Sales

011/ 220 9132

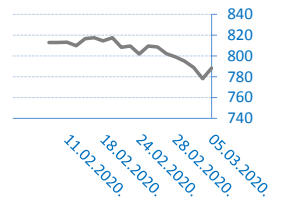
Izveštaj sačinio / Prepared by: Sektor sredstava / Treasury division

Informacije i cene iz ovog pregleda dobijene su iz izvora za koje verujemo da su pouzdani ali ne garantujemo njihovu tačnost i potpunost. Navedene informacije su važeće samo u trenutku njihovog sastavljanja a objavljuju se u ciju opšteg informisanja, pri čemu ne predstavljaju bilo kakav oblik investicionog saveta niti preporuke za investiranje niti na bilo koji način obavezuju Erste Bank ad Novi Sad u pogledu odgovornosti za štetu nastalu upotrebom informacija iz ovog pregleda.

The information and prices in this review are obtained from sources that we believe are reliable, but we do not guarantee their accuracy and completeness. The mentioned information is valid only at the time of their compilation and are published in the general information, whereby they do not represent any form of investment advice or recommendations for investing or in any way obligate Erste Bank ad Novi Sad in respect of liability for damages arising from the use of information referred to in of this review.

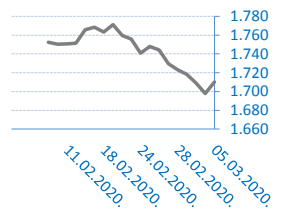
## BELEX15

Vrednost / Value	779,69
Promena / Change	-8,54
%	-1,08%



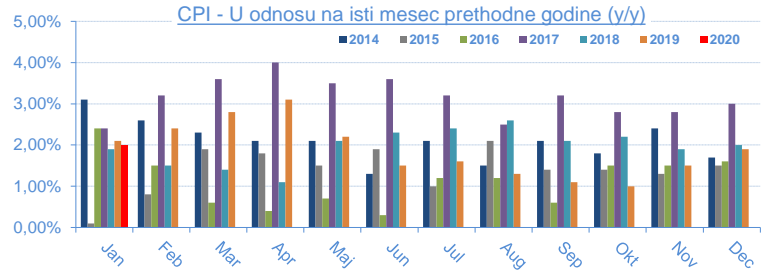
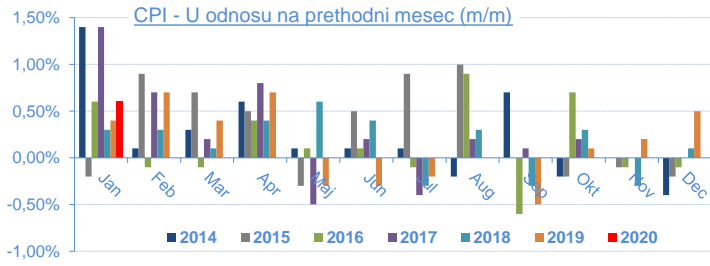
## BELEXline

Vrednost / Value	1.710,07
Promena / Change	12,10
%	0,71%



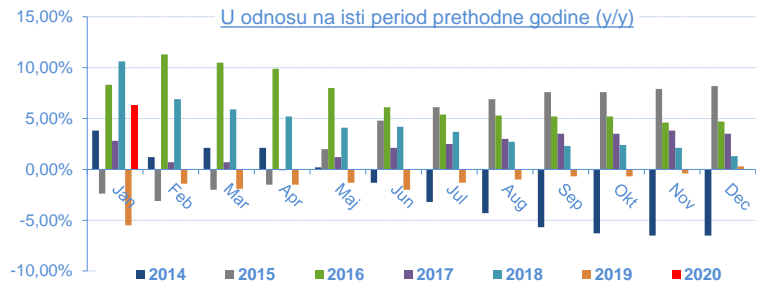
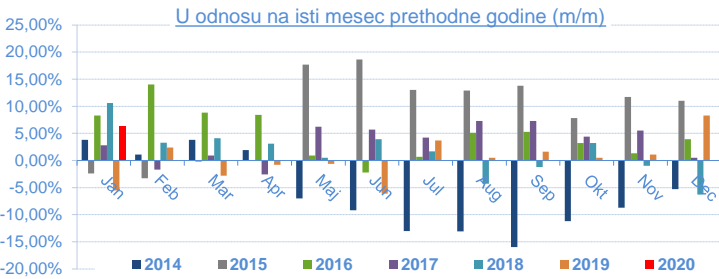
Indeks potrošačkih cena (Consumer Price Index - CPI) / 2020

	Jan	Feb	Mar	Apr	Maj	Jun	Jul	Aug	Sep	Okt	Nov	Dec
U odnosu na prethodni mesec (m/m)	0,60%											
U odnosu na isti mesec 2019. (y/y)	2,00%											
U odnosu na decembar 2019.	0,60%											
Datum objavljivanja / Published date	21.02.20											



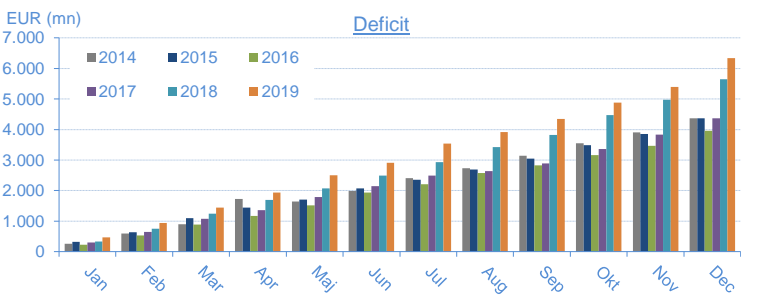
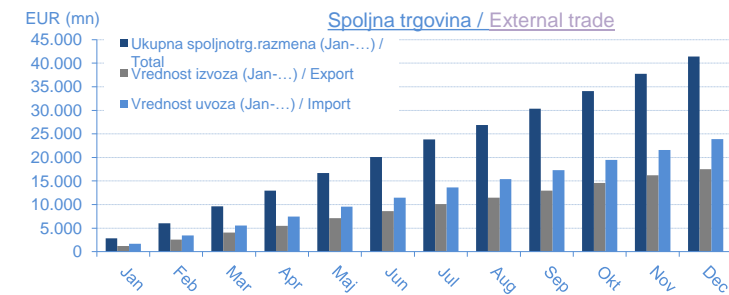
INDUSTRIJSKA PROIZVODNJA / Industrial production / 2020

	Jan	Feb	Mar	Apr	Maj	Jun	Jul	Aug	Sep	Okt	Nov	Dec
U odnosu na isti mesec 2019 (m/m)	6,30%											
U odnosu na isti period 2019 (jan-...) (y/y)	6,30%											
U odnosu na prosek 2018	-6,50%											
Datum objavljivanja / Published date	28.02.20											



SPOLJNOTRGOVINSKA ROBNA RAZMENA / External Trade / 2019

Mesec/Month	Jan	Feb	Mar	Apr	Maj	Jun	Jul	Aug	Sep	Okt	Nov	Dec
Ukupna spoljnotrg.razmena (Jan-...) / Total	2.840,40	6.015,80	9.626,40	12.958,60	16.675,50	20.077,90	23.801,00	26.891,80	30.323,80	34.095,90	37.765,80	41.408,50
Promena / Yearly change	7,80%	9,80%	8,10%	8,30%	9,70%	8,00%	9,00%	7,90%	7,90%	7,50%	7,60%	8,40%
Vrednost izvoza (Jan-...) / Export	1.186,90	2.539,90	4.092,80	5.510,50	7.087,40	8.584,20	10.131,20	11.488,50	12.986,20	14.607,70	16.183,60	17.533,40
Promena / Yearly change	3,00%	7,10%	6,90%	7,30%	8,30%	6,70%	7,20%	6,90%	7,00%	7,30%	7,40%	7,70%
Vrednost uvoza (Jan-...) / Import	1.653,50	3.475,90	5.533,60	7.448,10	9.588,10	11.493,70	13.669,80	15.403,30	17.337,60	19.488,20	21.582,20	23.875,10
Promena / Yearly change	11,50%	11,70%	9,00%	9,00%	10,80%	9,10%	10,40%	8,70%	8,70%	7,80%	7,70%	8,90%
Deficit (jan-...)	466,70	936,00	1.440,80	1.937,70	2.500,70	2.909,50	3.538,60	3.914,80	4.351,40	4.880,50	5.398,60	6.341,60
Promena / Yearly change	40,90%	26,50%	14,20%	14,20%	18,80%	17,00%	20,60%	14,50%	14,10%	9,20%	8,60%	12,50%
Pokrivенost uvoza izvozom (Export/Import ratio)	71,80%	73,10%	74,00%	74,00%	73,90%	74,70%	74,10%	74,60%	74,9%	74,9%	75,0%	73,4%
Datum objavljivanja / Published date	12.03.19	29.03.19	30.04.19	31.05.19	28.06.19	31.07.19	30.08.19	30.09.19	31.10.19	29.11.19	29.12.19	31.01.20



BUDŽETSKI BALANS / Budget balance

Budžetski balans u 2018.	32.183,97
January 2019	23.620,61
February 2019	-1.429,81
March 2019	-6.363,12
April 2019	-10.322,94
May 2019	2.776,26
June 2019	13.189,82
July 2019	27.059,77
August 2019	-1.883,59
September 2019	3.248,29
October 2019	14.877,82
November 2019	-2.546,62
December 2019	-49.474,40
Budžetski balans u 2019. / Total 2019	12.752,10
Planirani deficit u 2019. / Planned	-3.344,12
Ostvarenje plana / Realisation	
Datum ažuriranja / Published date	06.02.20

